



lumini Solucoes em Iluminacao LTDA
www.lumini.com.br
Email:laboratorio@lumini.com.br
Tel:+55 11 3437-5555 Fax:+55 11 3437-5555
Address:Rua Ferreira Viana, 716 - Socorro - São Paulo/SP

lumini

LumCAT:

Luminaire: darklight 17 c serie 2 fa

LampCAT: modulo led 6W 30K irc 90

Ballast type: led driver 700mA

Report No:

Voltage(V): 127.0500

Test No:

Current(A): 0.1040

Number of Lamps: 1

Power (W): 7.5670

Lamp flux(lm): 730.0

PF: 0.5730

Length(mm): 160

Width(mm): 25

Phm Type: C

Height(mm): 0

Photometric Results

Lumens(lm): 564.83, Efficiency(%): 77.37% , Luminous Efficacy(lm/W): 74.64

Central intensity(cd): 622.263, Maximum intensity(cd): 648.139

Angle of maximum intensity: C=0.0 γ =10.0

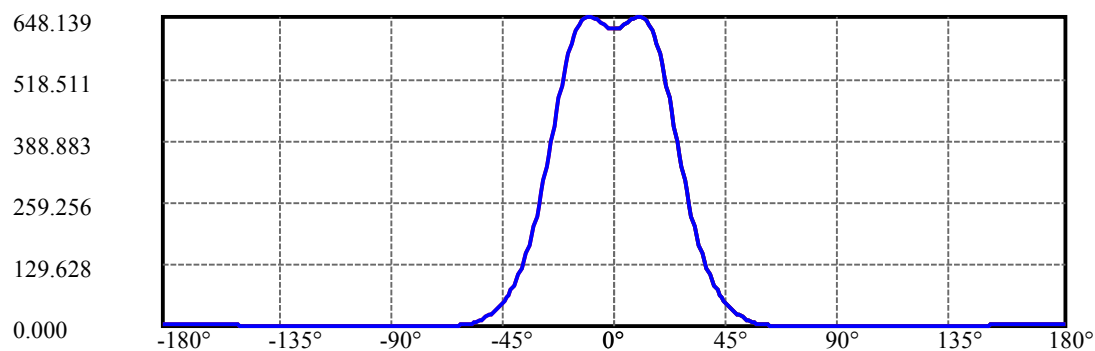
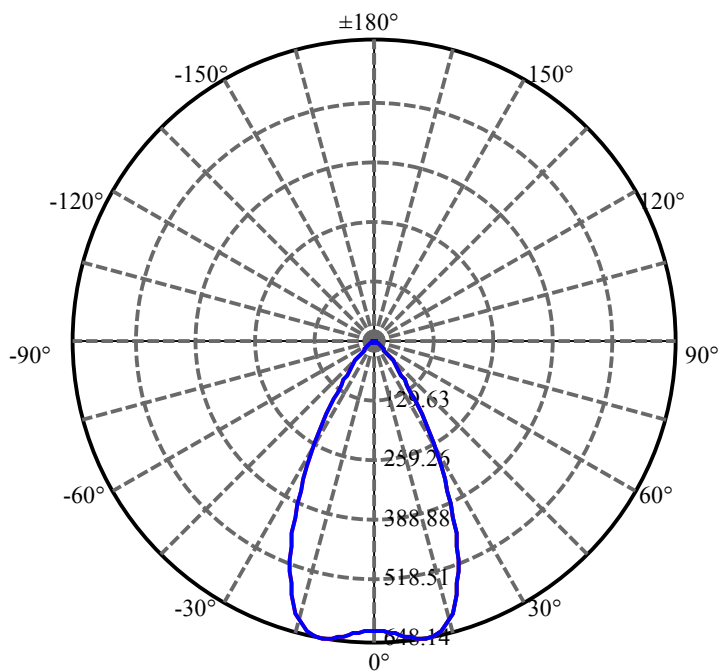
Beam angle of C0 plane : 55.52

Aveage BeamAngle(IEC 61341):55.52

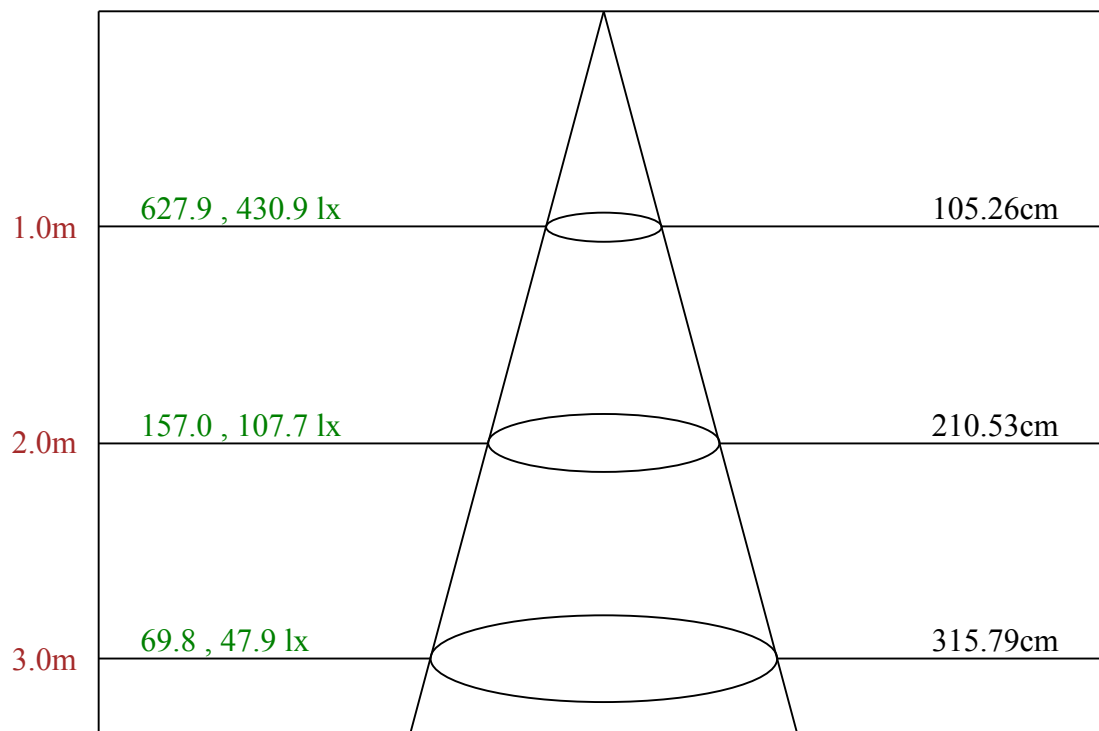
Equipment: equipamento lumini
Temperature(°C): 26.3

Date: 12/02/2025
Humidity(%): 57.0%

Operator: 01
Distance(m): 6.90

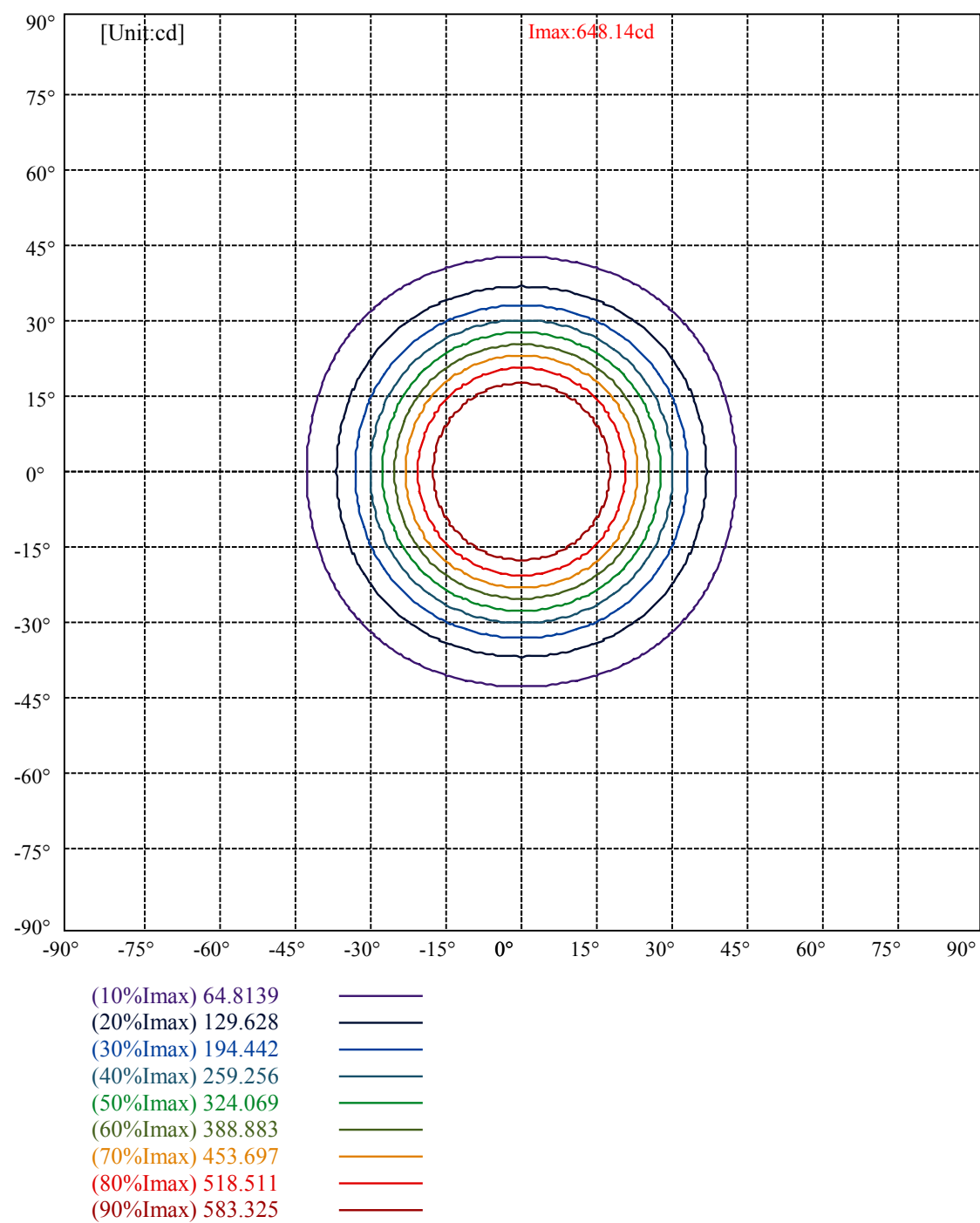


C0(Max):
C0/C180:
C90/C270:



Max , Ave

Beam angle of C0 plane 55.52



lumini

Luminance Limiting Curve(no luminous side)

Appendix Page: 5 Total:5

Luminance Table

γ	45	50	55	60	65	70	75	80	85
C0	16002	8712	3725	1327	852	987	1299	1953	3926
C45	16002	8712	3725	1327	852	987	1299	1953	3926
C90	16002	8712	3725	1327	852	987	1299	1953	3926

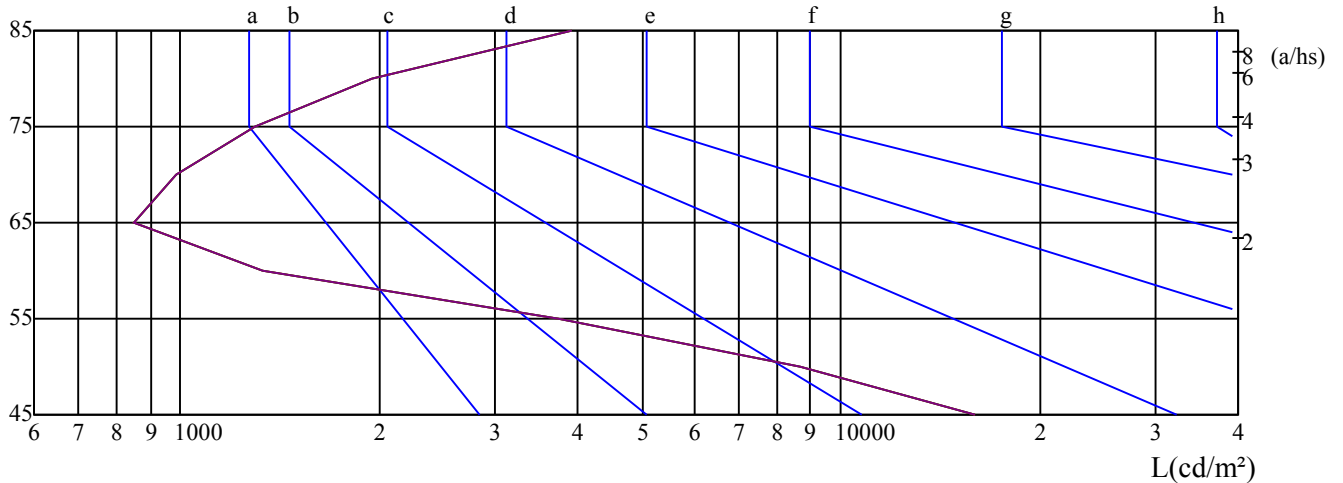
L(Hor)(65)	L(Ver)(65)	L45(65)	L(Hor)(75)	L(Ver)(75)	L45(75)	L(Hor)(85)	L(Ver)(85)	L45(85)
852	852	852	1299	1299	1299	3926	3926	3926

Glare Table

Glare	Quality	Service Values Illuminance(lx)							
1.15	A	2000	1000	500	≤ 300				
1.5	B		2000	1000	500	≤ 300			
1.85	C			2000	1000	500	≤ 300		
2.2	D				2000	1000	500	≤ 300	
2.55	E					2000	1000	500	≤ 300
		a	b	c	d	e	f	g	h

Luminance Limiting Curve

$\gamma(^{\circ})$



C0 ———

C45 ———

C90 ———

Equipment: equipamento lumini
Temperature($^{\circ}\text{C}$): 26.3

Date: 12/02/2025
Humidity(%): 57.0%

Operator: 01
Distance(m): 6.90